


SCREENS

FOR SOCIAL DISTANCING

DOWNLOAD THIS IMAGE 

PAD unframed, glazed extension screens (660mm high from desk), over PAD screens (340mm high), and ScreenGuard freestanding, unframed, clear acrylic screens (660mm high). On Ligni bench.

sven
est. 1974

SCREENS

FOR SOCIAL DISTANCING

Examples with specifications

Using Sven screens to create protective barriers within offices, without creating oppressive “fortresses”.

Here we illustrate both additions to existing screen layouts and examples of new layouts based around social distancing requirements.

There is no definitive answer to the question “What height should barrier screens be?” The main function of barrier screens is to protect against coughed or sneezed airborne droplets, which are relatively large and fall from the air, due to gravity, within a short distance.

No screening can fully protect against viral aerosols —fine particles that can float in the air for hours — but the weight of evidence seems to suggest that aerosol transmission is negligible, if it occurs at all, outside of healthcare settings where there is very close contact between infected people and healthcare workers.

We suggest that 660mm above desk height provides an appropriate barrier against airborne droplets between seated people, and floor standing screens 1895mm high an appropriate barrier between standing people (or a standing person and a seated person).



PAD/QPAD screen extension



SPA cubicle screening



SPA part-glazed+MFC screens



Framed glazed extension



PAD screen extension



PAD screen extension



Freestanding Screenguard



Freestanding Screenguard



Letterbox screen extension



Letterbox screen extension



Floorstanding MFC screens



SPA cubicle layouts 1600x1600



SPA cubicle layouts 1800x1800



SPA socially distanced layout




SPA socially distanced layout



FIND OUT MORE




SPA desk-mounted, part-glazed screens (660mm high) and SPA floor-standing, part-glazed screens (1895mm high). Around Ambus desks.

DOWNLOAD THIS IMAGE 




SPA part-glazed+MFC faced screens (1895mm and 1400mm high), around X-Range GP desks. Background left: MFC floor-standing screens with glazed extensions, behind metal frame HiTables.

DOWNLOAD THIS IMAGE 



SPA framed, glazed extension screens (330mm high) on SPA desk-mounted screens (340mm high), and ScreenGuard freestanding, unframed, clear acrylic screens (660mm high). On X-Range bench.

DOWNLOAD THIS IMAGE 




QPAD unframed, glazed extension screens (660mm high from desk) over and around desk-mounted QPAD screens, plus ScreenGuard freestanding, unframed, clear acrylic screens (660mm high). On X-Range bench.

[DOWNLOAD THIS IMAGE](#)




SPA desk-mounted unframed, glazed extension screens (330mm high), on desk-mounted SPA screens (340mm high), and ScreenGuard freestanding, unframed, clear acrylic screens (660mm high). On X-Range GP desks.

DOWNLOAD THIS IMAGE 



ScreenGuard freestanding, unframed, clear acrylic screens (660mm and 1060mm high). On X-Range reception.

DOWNLOAD THIS IMAGE 




ScreenGuard freestanding, unframed, clear acrylic screens (660mm and 1060mm high). On Ambus Streamline reception.

DOWNLOAD THIS IMAGE



SPA floor-standing, part-glazed screens (1895mm high) and SPA floor-standing unframed, glazed extension screens (660mm high) on HiRise letterbox screens (1224mm high). Around HiRise² desks.

DOWNLOAD THIS IMAGE 




Solid MFC panel screens (1895mm high and 1235mm high) with glazed extensions (660mm high).



[DOWNLOAD THIS IMAGE](#)

SPA solid and part-glazed screens (1895mm high), creating 1600mm x 1600mm cubicles. Screens are 800mm and 1600mm wide, around X-Range GP desks 1600 x 800mm with 800 x 600mm returns.



SPA solid and part-glazed screens (1895mm high), creating 1800mm x 1800mm cubicles. Screens are 800mm, 1000mm, 1200mm and 1800mm wide, around X-Range GP desks 1800 x 800mm with 1000 x 600mm returns.



SPA part-glazed screens, desk-mounted 1400mm and 800mm screens wide (660mm high), and 1400mm wide floor-standing screens (1895 high). Higher screens used parallel to main traffic routes. X-Range GP desks.





SPA solid screens 1200mm wide, with unframed glazed extensions give overall height of 1895mm. 1235mm high screens with 660mm high unframed extensions in front of desks; 1565mm screens with 330mm high unframed extensions to the side of desks. Around Ligni 1400 x 800mm desks. Freestanding clear acrylic screens 660mm high x 600mm wide, on Ambus reconfigurable tables in video conference configuration.





SPA unframed, glazed extension screens (660mm high) on HiRise letterbox screens and SPA screens (1235mm high). Around HiRise² desks.

[DOWNLOAD THIS IMAGE](#)

OFFICE FURNITURE - SMARTLY DESIGNED, EXPERTLY CRAFTED - MADE IN THE UK

Screens-for-social-distancing-001-2020D6T



SVEN.CO.UK
01384 400120

