

Orthopaedica



We've got your back

Toraseen™

ORTHOPAEDICA

We've got your back

A glance around the office will demonstrate that no one person sits in the same way – we are all aware of the 'ideal seating position,' but that's not the reality when we're concentrating on work tasks we need to perform at our desks.

That's why an ergonomic task chair should be able to support and respond to your movements throughout the day using a combination of adjustable features.

A task chair that you can truly personalise to your ergonomic requirements.

Toraseen™

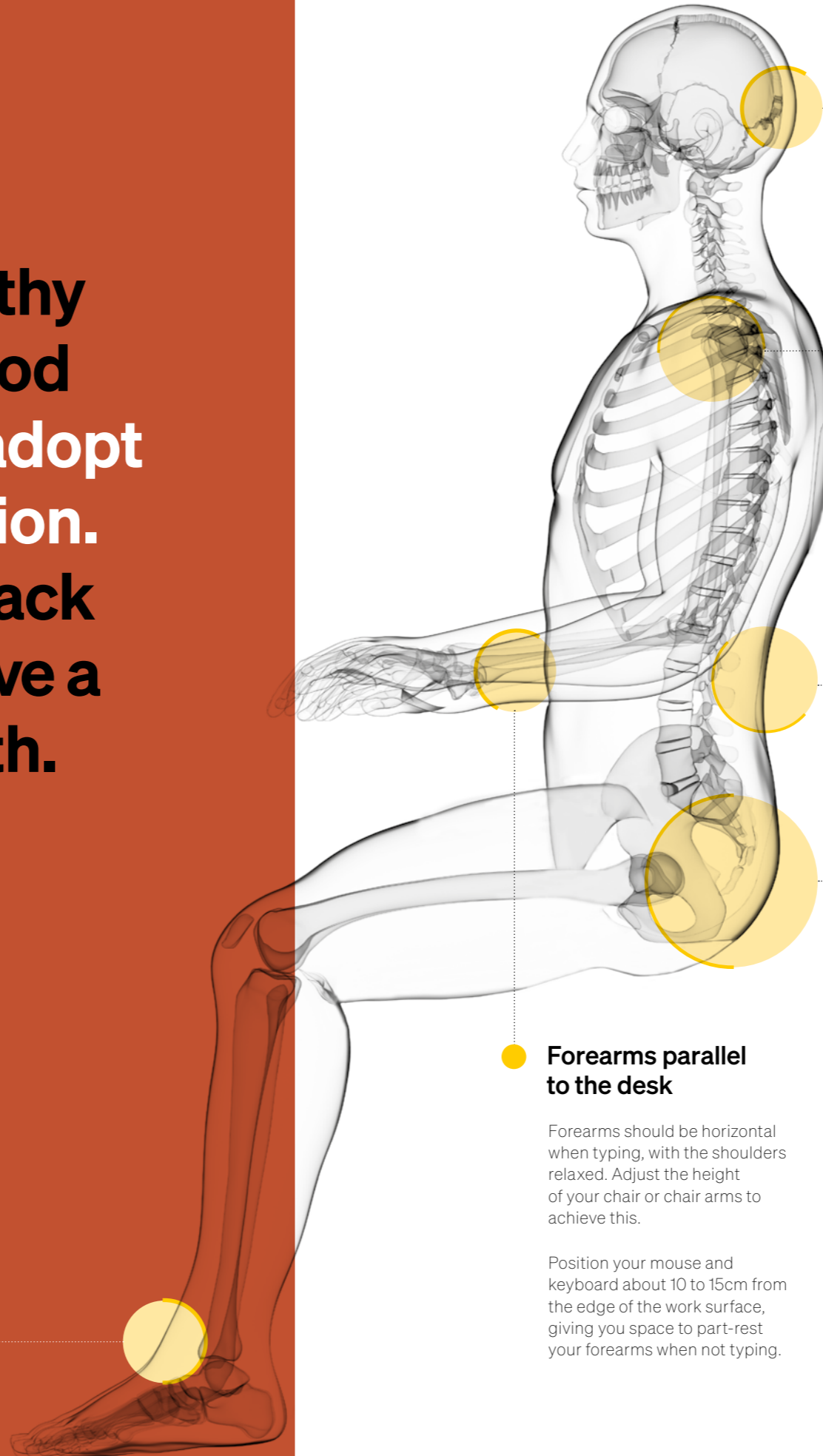


FOCUS ON POSTURE

To help maintain a healthy back and spine and good posture it is essential to adopt the correct sitting position. Sitting with a straight back and shoulders will improve a person's physical health.

Feet should rest comfortably flat on the floor

If your seat height means your feet would not reach the floor then a footrest can be used.



Head in an upright position

Screens should be positioned so that you do not have to twist or bend your neck to view them. They should be at a comfortable viewing distance.

Shoulders relaxed

Your shoulders should not be hunched and the upper arm should not be raised away from the body significantly.

Sit back in your chair taking full backrest support.

Adjustable chairs are ideal especially chairs with a lumbar support built in.

Ears, shoulders and hips in a straight line

Avoid having your knees higher than your hips - ideally they should be slightly lower with the thighs angled slightly down.

Forearms parallel to the desk

Forearms should be horizontal when typing, with the shoulders relaxed. Adjust the height of your chair or chair arms to achieve this.

Position your mouse and keyboard about 10 to 15cm from the edge of the work surface, giving you space to part-rest your forearms when not typing.

All shapes & sizes

The need for simple, adaptable chairs is more important than ever. Greater adaptability means a better fit for more people.




THE SHAPE OF YOU

Sculpted for any body and everybody


*The four principle models share the same standard features,
but each has their own unique, sculptured form to fit a varied range
of sizes, shapes and needs of the user.*



90Series



100Series



200Series



300Series



90Series

The original model from the Orthopaedica range. Designed with a contoured seat and Black plastic outer back for efficiency and comfort in the working environment.

A wide range of optional features enables you to further enhance the 90Series to allow proper alignment of the shoulders, hips and spine.



100Series

The 100Series offers a wide back for a more encompassing sit.

The upholstered outer back creates a softer aesthetic and can be specified in two-tone fabric to create a unique look.

Available with a headrest option giving extra support for the neck and shoulders and allowing the user to sit in a reclined position comfortably.



All day comfort

The ideal chair should be adaptable and adjustable in order to allow users to sit comfortably without slouching. The backrest, in particular, needs to do the job of supporting the S-shaped curve of your spine all the way down to the lumbar region.



200Series

The 200Series is ideal for those who suffer with thoracic pain or those with a wider back.

The 200Series supports the spine's natural curve and protects the middle and lower back.

The upholstered outer back creates a softer aesthetic and can be specified in two-tone fabric to create a unique look.



300Series

The expansion of the Orthopaedica range has led to the creation of the 300Series ultra-high back. An ergonomic chair with an executive look.

The high back chair supports the users upper back, shoulders and neck.

Developed with a laminated core structure for additional strength - ensuring the perfect posture and effortless working.

The upholstered outer back creates a softer aesthetic and can be specified in two-tone fabric to create a unique look.



Style and ergonomics

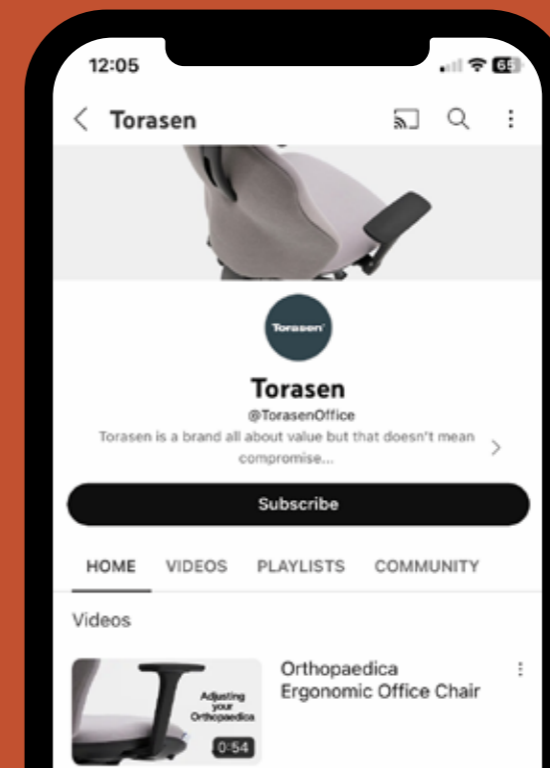
Exceedingly comfortable as well as eye-catching. A range of upholstery and base finishes allow you to define a personality for your chair that fits perfectly with the interior of your working environment.




ADAPTABILITY

Comfort is key

For a tailored, supportive sitting experience, Orthopaedica has a range of ergonomic optional extras, allowing the user to fine-tune their chair to their needs.



Scan to watch our video



Optional extras.

1. Seat Slide

A sliding seat adapts to different thigh lengths, allowing the user to optimise their comfort and support. The addition of a seat slide allows the seat depth to be adjusted by 50mm. The seat slide aims to ensure users are getting the full support from the backrest.

2. Inflatable Lumbar

The inflatable lumbar support provides personalised support for the lower back, limiting strain. This back support helps promote good posture by simply filling in the gap between the lumbar part of the spine, supporting the natural inward curve of the lower back.

3. Coccyx Cut Out

The seat can be supplied with a cut-out area positioned around the Coccyx that provides additional relief to the base of the spine.

4. Multi-Functional Arm Pad

The width adjustment of the arm pad comes in handy to customise the chair to fit specific body types or help with different types of tasks performed at a desk. Depth adjustment is important for those who like to sit closer to the desk or recline the chair.

5. Inflatable Thorax

The inflatable thoracic support provides personalised support for the upper back, limiting strain. This back support helps promote good posture by simply filling in the gap between the thoracic part of the spine, supporting the natural curve of the back.

6. AirTech Seat

AirTech seat technology allows the lower back to be supported and at the same time stimulate muscles as you move gently throughout the working day. The AirTech seat moves as you move to enable the seat to adjust to the fit of the natural shape and deliver a unique tailor-made seat.

A truly ergonomic solution

For those planning to introduce more movement into their workday, a height adjustable desk is an obvious choice. Periodically switching between sitting and standing can contribute to people's health and wellbeing, raise alertness and optimise performance creating a truly ergonomic solution.



OVERVIEW

**It's
all
in the
detail**



Standard Features

Castors:

60mm hard wheel castors

Base:

Black 5-Star base

Gas Lift:

Seat height adjustment

Mechanism:

Choice of a fully synchronised mechanism or an independent mechanism with seat and back locking function

Back:

Height adjustable ratchet back

Performance Standards

This product has been designed to conform to the following standards and has been tested for type approval.

- BS EN 1335 – 2:2009
- BS EN 1335 – 3:2009

Recyclability

The range is 99% recyclable

99%

Dimensions

90Series

Overall Height: 1070-1260mm
 Draughtsman Height: 1200-1450mm
 Overall Width: 670mm
 Overall Depth: 640mm
 Seat Width: 510mm
 Seat Height: 460-570mm
 Seat Depth: 480mm
 Arm Height: 220-280mm



100Series

Overall Height: 1080-1270mm
 Overall Height With Headrest: 1220-1470mm
 Draughtsman Height: 1200-1450mm
 Overall Width: 670mm
 Overall Depth: 640mm
 Seat Width: 510mm
 Seat Height: 460-570mm
 Seat Depth: 480mm
 Arm Height: 220-280mm



200Series

Overall Height: 990-1180mm
 Overall Width: 670mm
 Overall Depth: 640mm
 Seat Width: 510mm
 Seat Height: 460-570mm
 Seat Depth: 480mm
 Arm Height: 220-280mm



300Series

Overall Height: 1140-1330mm
 Overall Width: 670mm
 Overall Depth: 640mm
 Seat Width: 510mm
 Seat Height: 460-570mm
 Seat Depth: 480mm
 Arm Height: 220-280mm



Base finishes



Black (Plastic)



Polished Aluminium

Components finish



Black (Plastic)

Castor options



Hard Wheel Castors (60mm)
 Come as standard and are suitable for soft floors.



Soft Wheel Castors (60mm)
 Suitable for hard floors.

Orthopaedica

Torasan™

torasen.co.uk